






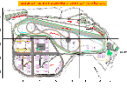






	<h2>Règles sécurité</h2> <h2>Safety rules</h2>	Juillet 2024 July 2024
---	--	---------------------------

Safety is Transpolis' number one priority.
 Please respect the rules on the site:





Safety shoes */**	Retro reflective vest *	Communication*	Seatbelt	Mask (if sick)
		 Cf explanation below		
☑	☑	☑	☑	☑

* For commissioners, organizers, security

** For technical inspectors working on : tilt test, technical inspections and all places and situations where technical handling is necessary.

Compliance with the traffic plan	Sorting of waste	Parking outside the site	Lights Pyrotechnic devices		Shuttle between site & parking	Single-seater vehicle
						
☑	☑	☑	☑	☑	☑	☑

Presence of an aid station at the supervisor (red cross), indicated on the plan

Extinguisher	Defibrillator	Medicine cabinets	No smoking/ vaping***	Consumption of alcohol / drugs prohibited	Speed	Marking
						
☑	☑ Office + workshop	☑ Superviseur	☑	☑	☑	☑

***Except in smoking areas

Basic rules of Transpolis:

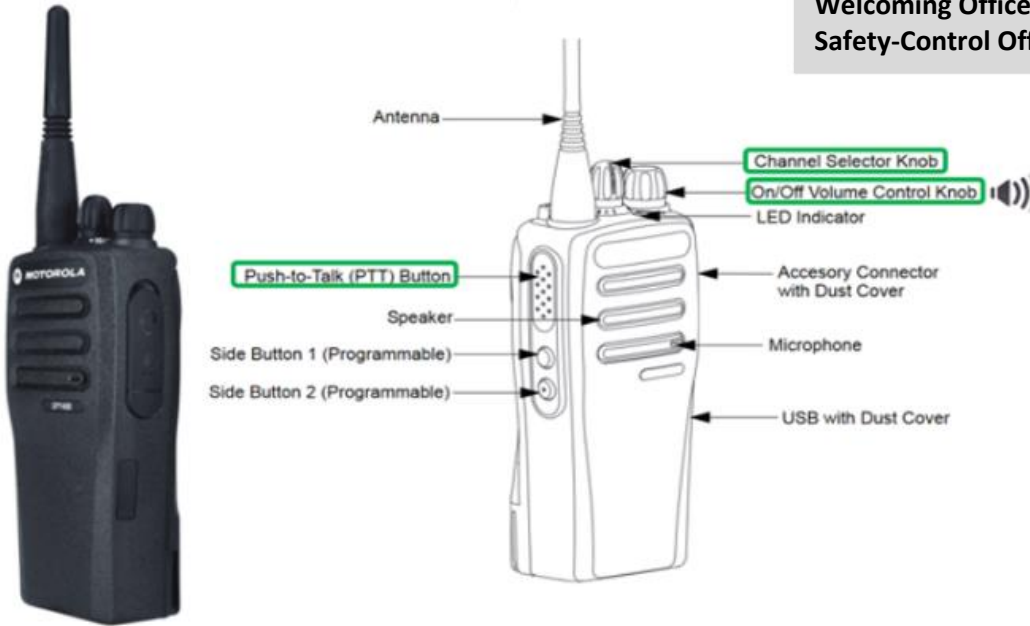
- Respect of the Highway Code
- Respect of markings and the displayed plan
- Respect for yourself and the others
- Respect for the site and its environment (fauna and flora)
- Compliance with safety instructions and recommendations from Transpolis / FSF Team
- Compliance with the PdP previously signed

Site under video surveillance with no blind spots. Videos are kept for 7 days and consulted in the event of incidents, theft, damage or accidents....

CANAL 1 = Safety control
CANAL 2 = Test team
CANAL 3 = Emergency



SOS = canal 3 : où ? quoi ?

Welcoming Office : +33 (0)4 74 34 00 22
Safety-Control Office : +33 (0)4 74 40 27



Communication between speaker/tracks Safety-Control for any questions or unforeseen events:

- **Press the button to speak,**
- **Wait 1 to 2 seconds before speaking,**
- **Identify yourself then communicate (channel 1 or 3 in case of emergency)**
- **For travel, identify yourself, say where you are leaving and where you are going**

WHAT TO DO IN THE FOLLOWING SITUATIONS:	
FIRE	D'ACCIDENT
 <p>If you see the start of a fire, take quick and effective action:</p> <ol style="list-style-type: none"> a. RAISE THE ALARM by immediately notifying the PC Piste Manager (channel 3) who will call the emergency services or call the emergency services yourself on 18 or 112 b. INTERVENE using the available extinguishers only if you feel able to do so and if the flames and fumes are not too great c. EVACUATE if the order to evacuate is given and go to the assembly point 	 <p>If you witness an accident, keep calm and take the appropriate action:</p> <ol style="list-style-type: none"> a. PROTECT yourself, those around you and the victim to prevent making the accident worse b. RAISE THE ALARM by immediately notifying a workplace first-aid officer and a Manager who will call the emergency services, or call the emergency services yourself on 018 from a landline or 112 from a mobile c. REASSURE the victim and cover them to keep them warm while waiting for the emergency services d. GUIDE the emergency services to the location of the accident and keep yourself available to them.