

Handbook Camping



Table of contents

A. Changelog	2
B. Introduction and presentation.....	3
C. Information about the campsite.....	4
1) Presentation of the site.....	4
2) Adresses	4
3) Site description and Features.....	5
D. General Information.....	7
1) Arrival	7
2) Set-up.....	8
3) Departure.....	8
4) Camper to do list	8
E. Rules & Good behavior.....	9
1) Generalities.....	9
2) Safety rules.....	10
3) Cleanliness rules	10
4) Good behavior	10
F. Emergency numbers and organization charts.....	12
G. Camping map.....	13

A.Changelog

Part	Version	Changes
	1.0	Written on 05/08/2024
E 2)	1.1	New rules about gas stove

B. Introduction and presentation

Formula Student France (FSF) is an initiative of the French government to stimulate training and the automotive industry in the field of new, low-carbon mobility, among other things. It is intended to be part of the Formula Student series of worldwide competitions, in which single-seater open-cockpit vehicles are designed and built by students.

The FSF 2024 is the second edition of FSF. The FSF 2024 is organized by University Claude Bernard Lyon 1 and is partly financed by the REMED program (France 2030). There won't be CV class at FSF 2024. Teams may only enter EV (Electric Vehicle) and 3C (Concept) class. FSF 2024 will also welcome 1 hydrogen team.

You can find information about the event on the FSF official website (<https://fs-france.com/>).

Formula Student France contact point :

Mathieu Jacquet
General Event Manager
mathieu.jacquet@fs-france.com
+33 6 49 51 06 51



Oiana Caretti
Marketing and Media Manager
oiana.caretti@fs-france.com
+33 6 58 88 08 47

C. Information about the campsite

1) Presentation of the site

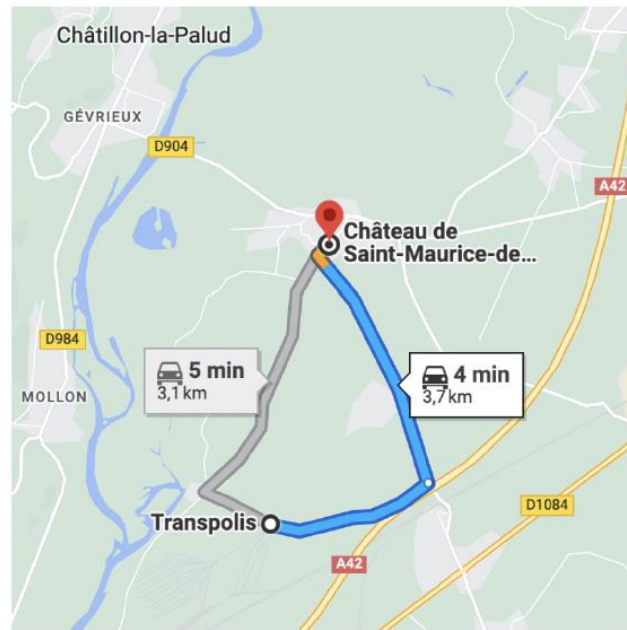
Welcome to Château de Saint-Maurice-de-Rémens, just 4 minutes from Transpolis and the competition. The camp is in the grounds of the chateau, so you'll be in a walled-in area but still in the heart of nature. The château was the childhood estate of Antoine de St Exupéry, the famous French writer and aviator who wrote The Little Prince. You'll be sleeping in a place steeped in history! The southern part of the site is at your disposal, so you can take the shelter in the courtyard in case of rain or if you prefer to eat.



2) Adresses

	Event place / Circuit	Teams camping
Name	Transpolis	Château de St-Maurice-de-Rémens
Address	620 Rte des Fromentaux, 01500 Saint-Maurice-de-Rémens	Rd77, 01500 Saint-Maurice-de-Rémens

How to access the track from the residence place:



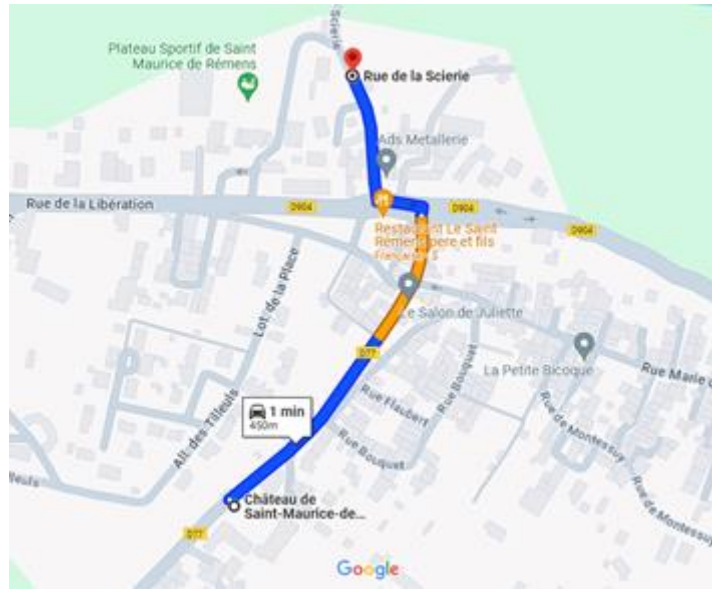
3) Site description and Features

You will camp on a singular site and will be able to enjoy a large equipped park. However, we ask you to respect the safety rules given later in this handbook. On the camping there is :

- 200m2 area for about 20 people per team
- Electricity access : 2 plugs of 16A/230V AC per team, **knowing that please size your food heating devices accordingly.**
- Sanitary zone :
 - WC
 - Shower
- Lighting :
 - Permanent by night except from 1 to 6 am
 - Automatic lighting with motion sensor
- 2 Trash can areas
 - Plastic, Paper, can & cardboard trash
 - Other wastes
 - For glass trash go to Scierie Street (Rue de la Scierie)

You can see everything on the camping plan at the end of the handbook

Here how to go to rue de la scierie for glass wastes:



D.General Information

1) Arrival

At your arrival, you will find a post staffed with volunteers and security guards. The security will check your wristbands, which you can't enter without. All teammates are supposed to have their wristband. Then, volunteers at the camp will do your check-in, show you your camping slot and remind you the safety rules. Once you're done setting your camp we will ask you to park your vehicles outside the castle grounds on the field facing the campsite entry.

! Take care when you are crossing the road from parking to camping as there is traffic on this road !



Map view of the camping and the parking



Entry of the parking on the left



Entry of the camping on the right

2) Set-up

You will be assigned a slot to set your camp. Please respect the limit we are giving you, thus everyone can have enough space. If you have any question, ask the volunteers on site.

During your stay, there is some good behavior to adopt and safety rules to respect that are explained in the next sections.

3) Departure

You will be allowed to enter your vehicles inside the grounds to dismantle your camp. When you leave the camping, please let it clean. Different garbage cans are available on the camp. For glass waste as bottles, please go to Rue de la Scierie. If we consider that you didn't let the camp clean, we reserve the right to keep your deposit.

Security guards will remain on site until all teams are gone. They will ensure that the camp is left in good condition and will warn us if it is not kept clean.

4) Camper to do list

- Tell us before arriving if you have any disabled teammate so we can set a shower for people with reduced mobility.
- Be friendly and enjoy meeting other teams ;)
- Clean carefully the camp before leaving

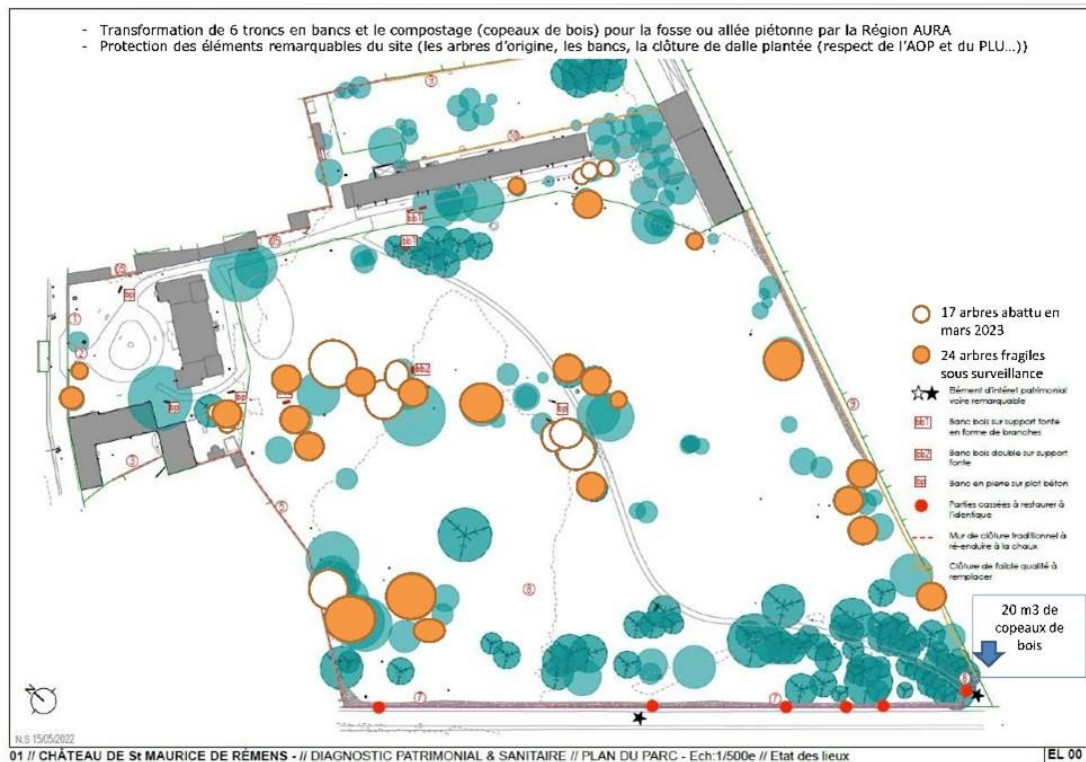
E. Rules & Good behavior

1) Generalities

The park of the castle has several dangers that we must inform you in order to avoid any incident. First, note that the camp consists of 2 emergency exits. The first is at the entrance where a security post is located. The second emergency exit is located at the gate overlooking the castle, behind the sanitary area. This emergency exit also acts as an emergency assembly point. These details are explained to you in the plan that you will find at the end of the Handbook.

Due to seasonality, it is strictly forbidden to make fires above ground or on ground. The risk of fire is far too high due to the drought. Fire extinguishers can be found on the campground map at the end of Handbook. We recommend bringing your own fire extinguishers as an addition. For smokers we recommend that you be as careful as possible and carry a portable ashtray to avoid any risk of fire. In addition, we will not tolerate cigarette butts on the castle park.

A few trees present in the park are considered dangerous in case of strong winds. We have created the sites in safe places however we recommend that you do not approach the trees in case of intense wind. (beyond 70km/ h). The trees considered fragile are represented by orange circles on the "Map of the park", presented below.



The buildings on the grounds are considered unsanitary. Thus, you will only have access to the covered area of the courtyard. Please do not approach other buildings and especially the castle for security reasons. Please respect these safety rules.

2) Safety rules

The rules listed below are made to protect you. Thank you for respecting them :

- do not light a fire (high risk of fire)
- do not use a barbecue (high risk of fire)
- gas stoves are authorized under those conditions:
 - do not use the device under any marquee or some sort of structure
 - with gas stove, you must cook on the gravel area which is isolated from the vegetation
 - during use, extinguisher should be present next to the cook station in order to prevent fire risk. Extinguishers must be used by trained people.
- do not approach the buildings (castle and building along the path leading to the toilets). These buildings are unsanitary, the floors do not hold and you risk serious injury
- do not use the electricity sockets of the shelter to connect plancha or other heating devices (only phones or computers can connect to them)
- do not approach trees that are circled (dangerous caterpillars)

3) Cleanliness rules

The Château de Saint Exupéry is a protected historic site. We are fortunate to be able to set up camp in the park. Thus, we ask you to respect a few rules of cleanliness.

- Use the bins at your disposal
- Do not throw your glass bottles in the garbage cans of the camp. Please throw them in the sorting bins located on rue de la Scierie.
- Please collect your waste systematically
- Please leave your camp as clean as you found it.
- Please respect the cleanliness of the sanitary facilities.

In case of non-compliance with these rules we will charge you accordingly.

4) Good behavior

The camp is located next to houses; thus, we invite you to think about the well-being of the neighbors. Please do not play the music too loud in the early morning (no music

before 6am) and in the evening after 10pm. Speakers are authorized on the camping site until 20 W.

We invite you to be cordial and respectful with the security guards who are present to guarantee your safety and that of your belongings when you are not on the camp.

Concerning alcohol, it is authorized on the camping, but drugs are prohibited. Knowing that, we remind you to respect everyone and have controlled alcohol consumption. Drug use may lead to expulsion from the event.

F. Emergency numbers and organization charts

Below you will find the emergency numbers to contact in case of an incident. These numbers are given for information only. In case of problems, we invite you to directly contact the security agents who will be present days and nights on the camp. If you ever encounter a problem, you can also inform the organizing team by contacting the Marketing and Logistics Manager: Oïana CARETTI at +33 6 58 88 08 47.

- 112 - European emergency number.
- 15 - Samu.
- 17 - Emergency police.
- 18 - Fire brigade.
- 114 - Emergency number for deaf and hard of hearing people.

If you cannot reach the Marketing and Logistics Manager, please contact the Event Manager: Mathieu JACQUET at +33 49 51 06 51

G. Camping map



Campsite FSF24
MAP

